

Making the Mini-Dictionaries

Creating mini-dictionaries requires few materials and can be done at your students' desks, learning centers, or wherever your students will have easy access to basic supplies. Students will need: scissors, crayons or markers, white glue or paste, and a stapler.

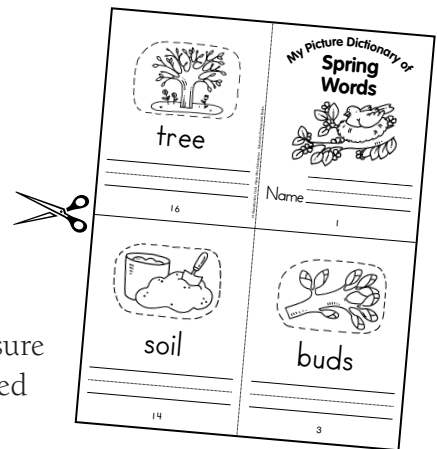
- 1 Make double-sided copies of the mini-dictionary pages on 8 1/2" x 11" paper. Make single-sided copies of the cut-and-paste picture pages on 8 1/2" x 11" paper.
- 2 Have students cut each mini-dictionary page in half along the solid line. Then, ask students to put the pages in order by following these steps:

For an 8-page book, place page 8/1 faceup on top of of page 6/3.

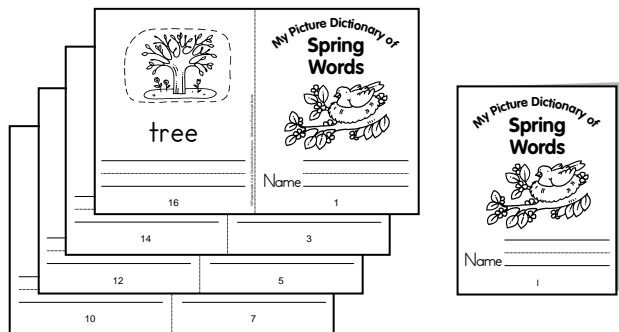
For an 12-page book, place page 12/1 faceup on top of of page 10/3, followed by 8/5.

For an 16-page book, place page 16/1 faceup on top of of page 14/3, followed by 12/5, and page 10/7.

- 3 Ask students to fold the sets of pages along the dotted lines, making a little book. Have them check to make sure that all of the pages are in sequence. They will then need to staple the pages together along the book's spine.



- 4 Invite students to color and then cut out the pictures.
- 5 Students should then match their pictures with the words in their mini-dictionaries and glue the pictures in place. You may find it helpful to review the process with your students, modeling how one matches the words printed in the mini-dictionaries with the pictures that accompany them. Ask: *What is this a picture of? Where does it belong in our mini-dictionary? What clues do we have about where it belongs?*



- 6 Once the mini-dictionary is assembled and all the pictures are glued in place, it is time for your students to write the word as it appears on each mini-dictionary page.


Note: During the photocopying process, be careful not to invert any of the double-sided dictionary pages.

Tip! For younger students, consider writing each dictionary word on its corresponding cut-and-paste picture. Then, invite students to match words by examining initial letters, word configurations, and so on.

My Picture Dictionary of
**Shape
Words**

Paste
picture
here.

triangle



Name _____

8

1

Paste
picture
here.

rectangle

Paste
picture
here.

diamond

6

3

Paste
picture
here.

circle

2

Paste
picture
here.

square

7

Paste
picture
here.

hexagon

4

Paste
picture
here.

oval

5

