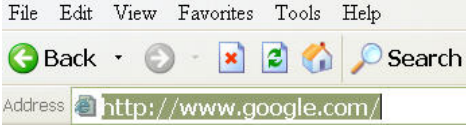
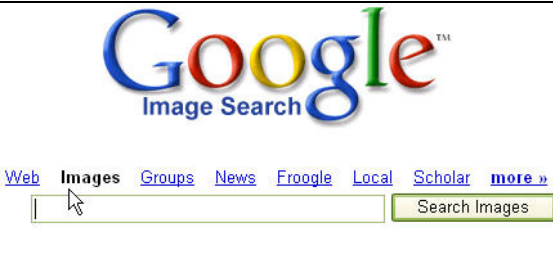






Searching and Downloading Images from the Internet


Using online graphics can be a helpful resource when creating your digital story. There are many image search engines that can be used to find the images you need, such as Google, PicSearch, and Alta Vista. Downloading images from Google Images or any other search engine is easy, but before you do so, make sure that you understand the legalities of copyrighted material. Copyright for online images basically says that you can't use an image from the web just because you like it or just because you think it's pretty. However, if you are creating your story for **non-profit, educational use** then you are most likely within the fair use protection of existing copyright laws. But, if you include images in your digital story without proper permission to be published on the web or to be sold, then you are not following proper copyright regulations.

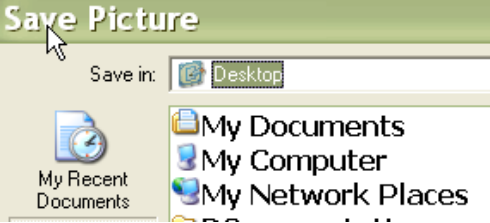
Searching for Images on the Internet

Type or do the following	Results
1. In your web browser's address bar, type the address to the search engine of your choice. (For this tutorial, we will use Google.) http://www.google.com	
2. Select the "Images" tab	
3. Enter a query in the image search box, then click on the "Search" button.	

<p>4. When you see the results page, click on the thumbnail version of the picture you want to view.</p>	 <p>4th Mich Gettysburg Mon D... 1979 x 1395 pixels - 967k www.4thmichigan.com/ images/4th%20Mich%20Getty...</p>
<p>5. Select “see full image size” to view image in its exact size (You do not want to save the thumbnail!)</p>	 <p>See full-size image. www.4thmichigan.com/ images/4t 1979 x 1395 pixels - 967k Image may be scaled down and s</p>
<p>6. If you do not see an image you like, scroll to the bottom of the page and choose the next page.</p>	 <p>Result Page: 1 2 3 4 5 6 7 8 9 10</p>
<p>7. To select an image by size, choose from the size menu: large, medium, small (You will need large images when creating your digital story.)</p>	<p>1 - 20 of about 4,860 for Gettysburg [definition]. (0.20 seconds) Show: All sizes - Large - Medium - Small</p>

Downloading (Saving) Images on the Internet

Type or do the following	Results
<p>8. Select “see full image size” to view image in its exact size (You do not want to save the thumbnail!)</p>	 <p>See full-size image. www.4thmichigan.com/ images/4t 1979 x 1395 pixels - 967k Image may be scaled down and s</p>
<p>9. Right click on image, and scroll down to “Save Picture As” or “Save Image As”</p>	<p>Show Picture Save Picture As... E-mail Picture... Print Picture... Go to My Pictures Set as Background Set as Desktop Item...</p>
<p>10. When the dialog box appears, you can change the file name by entering a new name</p>	<p>File name: <input type="text" value="gettysburg"/> Save Save as type: <input type="text" value="JPEG (*.jpg)"/> Cancel</p>

(Make sure to leave the appropriate suffix at the end of the name (.jpg or .gif))	
11. Navigate to the correct folder by clicking on the “Save In” box and choosing the correct folder.	

Notes:

- Be descriptive of the image you are searching for.
- If you enter *Battle of Gettysburg* into your search window, the results will return all of the images that contain any of the words *Battle* OR *Gettysburg*.
- In Google, to show the images that match all of the words entered, surround the words with quotes “Battle of Gettysburg” or use the *related to all option* in the advance search. Either option will return all of the pictures that contain all of the words *Battle* AND *Gettysburg*.